

Marsden Community

SUBDIVISION: Paint Schemes




LOCATION: Menifee, CA, 92584

Scheme 1

	DEW336 White Sand Accent/Garage Door RL#082
	DE6126 Stockhorse Fascia/Garage Door RL#557
	DE6116 Dover Plains Main Body RL#556
	DE6014 Dark Chocolate Entry Door/Shutters RL#541

NOTES TO HOMEOWNERS:

COLOR DISCLAIMER: These color chips are produced as accurately as possible; however, actual paint colors may vary from these samples and from batch to batch. Paint colors are affected by many factors, including lighting, age, type of finish, type of surface, and adjacent colors. Some colors may require more than one coat for complete coverage. If final color appearance and color matches are critical, paint should be sampled on the actual surface before full application. Application of the paint constitutes acceptance of the color. Dunn-Edwards assumes no responsibility for color after application.

<h2>Courtesy Discount*</h2> <p>Provide this account number and save up to 37% off LIST PRICE on Dunn-Edwards manufactured paint products.</p> <h1>188526-000</h1>	CONVENIENT DUNN-EDWARDS STORE LOCATIONS		
	Menifee - 191 26905 Newport Rd #102-103 (951) 483-2900	Temecula - 054 26901 Jefferson Ave #102 (951) 304-3130	Moreno Valley - 143 23050 Hemlock Ave (951) 653-1096
			

COLOR USE ADVISORY: The color schemes presented are based on original color specifications approved by your community. Your community's color standards may have changed. Before undertaking your painting project, it is recommended that you seek approval of your color selections from the appropriate governing body for your community.

(888) DE PAINT®
dunedwards.com

*Courtesy discount valid at Dunn-Edwards stores only. Offer not valid at Independent Paint Dealer locations, as other discounts may apply.



THE #1 CHOICE OF PAINTING PROFESSIONALS®

Marsden Community

SUBDIVISION: Paint Schemes

LOCATION: Menifee, CA, 92584

Scheme 2

	DE6142 Floating Feather Accent RL#504
	DE6231 Shaker Gray Fascia/Garage Door RL#572
	DET653 Historic White Trim/Garage Door RL#950
	DE6084 Roxy Brown Front Door/Shutters RL#551
DE6144 Graham Cracker Main Body RL#560	

NOTES TO HOMEOWNERS:

COLOR DISCLAIMER: These color chips are produced as accurately as possible; however, actual paint colors may vary from these samples and from batch to batch. Paint colors are affected by many factors, including lighting, age, type of finish, type of surface, and adjacent colors. Some colors may require more than one coat for complete coverage. If final color appearance and color matches are critical, paint should be sampled on the actual surface before full application. Application of the paint constitutes acceptance of the color. Dunn-Edwards assumes no responsibility for color after application.

<h2>Courtesy Discount*</h2> <p>Provide this account number and save up to 37% off LIST PRICE on Dunn-Edwards manufactured paint products.</p> <h1>188526-000</h1>	CONVENIENT DUNN-EDWARDS STORE LOCATIONS		
	Menifee - 191 26905 Newport Rd #102-103 (951) 483-2900	Temecula - 054 26901 Jefferson Ave #102 (951) 304-3130	Moreno Valley - 143 23050 Hemlock Ave (951) 653-1096

COLOR USE ADVISORY: The color schemes presented are based on original color specifications approved by your community. Your community's color standards may have changed. Before undertaking your painting project, it is recommended that you seek approval of your color selections from the appropriate governing body for your community.

(888) DE PAINT®
dunnedwards.com

*Courtesy discount valid at Dunn-Edwards stores only. Offer not valid at Independent Paint Dealer locations, as other discounts may apply.



THE #1 CHOICE OF PAINTING PROFESSIONALS®

Marsden Community

SUBDIVISION: Paint Schemes

LOCATION: Menifee, CA, 92584

Scheme 3

	DEC750 Bison Beige Accent/Trim RL#649
	DE6231 Shaker Gray Fascia/Garage Door RL#572
	DE6212 Crisp Muslin Main Body/Garage Door RL#514
	DET697 Nomad Entry Door/Shutters RL#994

NOTES TO HOMEOWNERS:

COLOR DISCLAIMER: These color chips are produced as accurately as possible; however, actual paint colors may vary from these samples and from batch to batch. Paint colors are affected by many factors, including lighting, age, type of finish, type of surface, and adjacent colors. Some colors may require more than one coat for complete coverage. If final color appearance and color matches are critical, paint should be sampled on the actual surface before full application. Application of the paint constitutes acceptance of the color. Dunn-Edwards assumes no responsibility for color after application.

<h2>Courtesy Discount*</h2> <p>Provide this account number and save up to 37% off LIST PRICE on Dunn-Edwards manufactured paint products.</p> <h1>188526-000</h1>	CONVENIENT DUNN-EDWARDS STORE LOCATIONS		
	Menifee - 191 26905 Newport Rd #102-103 (951) 483-2900	Temecula - 054 26901 Jefferson Ave #102 (951) 304-3130	Moreno Valley - 143 23050 Hemlock Ave (951) 653-1096

COLOR USE ADVISORY: The color schemes presented are based on original color specifications approved by your community. Your community's color standards may have changed. Before undertaking your painting project, it is recommended that you seek approval of your color selections from the appropriate governing body for your community.

(888) DE PAINT®
dunnedwards.com

*Courtesy discount valid at Dunn-Edwards stores only. Offer not valid at Independent Paint Dealer locations, as other discounts may apply.



THE #1 CHOICE OF PAINTING PROFESSIONALS®

Marsden Community

SUBDIVISION: Paint Schemes




LOCATION: Menifee, CA, 92584

Scheme 4

<p>DE6179 Oak Harbor Main Body RL#565</p>	<p>DE6176 Creamy Cameo Accent/Garage Door RL#509</p>
	<p>DE6126 Stockhorse Fascia/Garage Door RL#557</p>
	<p>DEA176 Iron River Entry Door/Shutters RL#465</p>

NOTES TO HOMEOWNERS:

COLOR DISCLAIMER: These color chips are produced as accurately as possible; however, actual paint colors may vary from these samples and from batch to batch. Paint colors are affected by many factors, including lighting, age, type of finish, type of surface, and adjacent colors. Some colors may require more than one coat for complete coverage. If final color appearance and color matches are critical, paint should be sampled on the actual surface before full application. Application of the paint constitutes acceptance of the color. Dunn-Edwards assumes no responsibility for color after application.

<h2 style="margin: 0;">Courtesy Discount*</h2> <p style="font-size: small; margin-top: 10px;">Provide this account number and save up to 37% off LIST PRICE on Dunn-Edwards manufactured paint products.</p> <div style="border: 1px solid black; padding: 5px; text-align: center; font-weight: bold; font-size: large; margin-top: 10px;">188526-000</div>	CONVENIENT DUNN-EDWARDS STORE LOCATIONS		
<p>Menifee - 191 26905 Newport Rd #102-103 (951) 483-2900</p>	<p>Temecula - 054 26901 Jefferson Ave #102 (951) 304-3130</p>	<p>Moreno Valley - 143 23050 Hemlock Ave (951) 653-1096</p>	
			

COLOR USE ADVISORY: The color schemes presented are based on original color specifications approved by your community. Your community's color standards may have changed. Before undertaking your painting project, it is recommended that you seek approval of your color selections from the appropriate governing body for your community.

(888) DE PAINT®
dunnedwards.com

*Courtesy discount valid at Dunn-Edwards stores only. Offer not valid at Independent Paint Dealer locations, as other discounts may apply.



THE #1 CHOICE OF PAINTING PROFESSIONALS®

Marsden Community

SUBDIVISION: Paint Schemes

LOCATION: Menifee, CA, 92584

Scheme 5

	DE6225 Fossil Accent/Garage Door RL#516
	DET631 Cocoa Powder Fascia/Garage Door RL#928
	DE6314 Dark Pewter Entry Door/Shutters RL#584
DE6214 Pigeon Gray Main Body RL#570	

NOTES TO HOMEOWNERS:

COLOR DISCLAIMER: These color chips are produced as accurately as possible; however, actual paint colors may vary from these samples and from batch to batch. Paint colors are affected by many factors, including lighting, age, type of finish, type of surface, and adjacent colors. Some colors may require more than one coat for complete coverage. If final color appearance and color matches are critical, paint should be sampled on the actual surface before full application. Application of the paint constitutes acceptance of the color. Dunn-Edwards assumes no responsibility for color after application.

Courtesy Discount*

Provide this account number and save up to 37% off LIST PRICE on Dunn-Edwards manufactured paint products.

188526-000

CONVENIENT DUNN-EDWARDS STORE LOCATIONS

Menifee - 191
 26905 Newport Rd #102-103

(951) 483-2900



Temecula - 054
 26901 Jefferson Ave #102

(951) 304-3130



Moreno Valley - 143
 23050 Hemlock Ave

(951) 653-1096



COLOR USE ADVISORY: The color schemes presented are based on original color specifications approved by your community. Your community's color standards may have changed. Before undertaking your painting project, it is recommended that you seek approval of your color selections from the appropriate governing body for your community.

(888) DE PAINT®
dunnedwards.com

*Courtesy discount valid at Dunn-Edwards stores only. Offer not valid at Independent Paint Dealer locations, as other discounts may apply.



THE #1 CHOICE OF PAINTING PROFESSIONALS®

Marsden Community

SUBDIVISION: Paint Schemes

LOCATION: Menifee, CA, 92584

Scheme 6

	DE6230 Center Ridge Accent/Garage Door RL#572
	DE6190 Ball of String Fascia/Garage Door RL#511
	DEC756 Weathered Brown Entry Door/Shutters RL#679
DE6199 Pale Beach Main Body RL#512	

NOTES TO HOMEOWNERS:

COLOR DISCLAIMER: These color chips are produced as accurately as possible; however, actual paint colors may vary from these samples and from batch to batch. Paint colors are affected by many factors, including lighting, age, type of finish, type of surface, and adjacent colors. Some colors may require more than one coat for complete coverage. If final color appearance and color matches are critical, paint should be sampled on the actual surface before full application. Application of the paint constitutes acceptance of the color. Dunn-Edwards assumes no responsibility for color after application.

<h2>Courtesy Discount*</h2> <p>Provide this account number and save up to 37% off LIST PRICE on Dunn-Edwards manufactured paint products.</p> <h1>188526-000</h1>	CONVENIENT DUNN-EDWARDS STORE LOCATIONS		
	Menifee - 191 26905 Newport Rd #102-103 (951) 483-2900	Temecula - 054 26901 Jefferson Ave #102 (951) 304-3130	Moreno Valley - 143 23050 Hemlock Ave (951) 653-1096

COLOR USE ADVISORY: The color schemes presented are based on original color specifications approved by your community. Your community's color standards may have changed. Before undertaking your painting project, it is recommended that you seek approval of your color selections from the appropriate governing body for your community.

(888) DE PAINT®
dunnedwards.com

*Courtesy discount valid at Dunn-Edwards stores only. Offer not valid at Independent Paint Dealer locations, as other discounts may apply.



THE #1 CHOICE OF PAINTING PROFESSIONALS®

Marsden Community

SUBDIVISION: Paint Schemes










LOCATION: Menifee, CA, 92584

Scheme 7

DE6218 Antique Paper Main Body RL#515	DE6221 Flintstone Accent/Garage Door RL#571
	DET613 Coal Miner Fascia/Garage Door RL#910
	DET619 Celluloid Entry Door/Shutters RL#916

NOTES TO HOMEOWNERS:

COLOR DISCLAIMER: These color chips are produced as accurately as possible; however, actual paint colors may vary from these samples and from batch to batch. Paint colors are affected by many factors, including lighting, age, type of finish, type of surface, and adjacent colors. Some colors may require more than one coat for complete coverage. If final color appearance and color matches are critical, paint should be sampled on the actual surface before full application. Application of the paint constitutes acceptance of the color. Dunn-Edwards assumes no responsibility for color after application.

<h2 style="margin: 0;">Courtesy Discount*</h2> <p style="font-size: small; margin-top: 10px;">Provide this account number and save up to 37% off LIST PRICE on Dunn-Edwards manufactured paint products.</p> <div style="border: 1px solid black; padding: 5px; text-align: center; font-weight: bold; font-size: large; margin-top: 10px;">188526-000</div>	CONVENIENT DUNN-EDWARDS STORE LOCATIONS																										
	<table border="1" style="width: 100%; border-collapse: collapse;"> <tr> <td colspan="2" style="text-align: center; padding: 2px;">Menifee - 191</td> </tr> <tr> <td colspan="2" style="text-align: center; padding: 2px; font-size: x-small;">26905 Newport Rd #102-103</td> </tr> <tr> <td style="width: 50%; padding: 2px;">(951) 483-2900</td> <td style="width: 50%;"></td> </tr> <tr> <td colspan="2" style="text-align: center;">  </td> </tr> </table>	Menifee - 191		26905 Newport Rd #102-103		(951) 483-2900				<table border="1" style="width: 100%; border-collapse: collapse;"> <tr> <td colspan="2" style="text-align: center; padding: 2px;">Temecula - 054</td> </tr> <tr> <td colspan="2" style="text-align: center; padding: 2px; font-size: x-small;">26901 Jefferson Ave #102</td> </tr> <tr> <td style="width: 50%; padding: 2px;">(951) 304-3130</td> <td style="width: 50%;"></td> </tr> <tr> <td colspan="2" style="text-align: center;">  </td> </tr> </table>	Temecula - 054		26901 Jefferson Ave #102		(951) 304-3130				<table border="1" style="width: 100%; border-collapse: collapse;"> <tr> <td colspan="2" style="text-align: center; padding: 2px;">Moreno Valley - 143</td> </tr> <tr> <td colspan="2" style="text-align: center; padding: 2px; font-size: x-small;">23050 Hemlock Ave</td> </tr> <tr> <td style="width: 50%; padding: 2px;">(951) 653-1096</td> <td style="width: 50%;"></td> </tr> <tr> <td colspan="2" style="text-align: center;">  </td> </tr> </table>	Moreno Valley - 143		23050 Hemlock Ave		(951) 653-1096			
Menifee - 191																											
26905 Newport Rd #102-103																											
(951) 483-2900																											
																											
Temecula - 054																											
26901 Jefferson Ave #102																											
(951) 304-3130																											
																											
Moreno Valley - 143																											
23050 Hemlock Ave																											
(951) 653-1096																											
																											

COLOR USE ADVISORY: The color schemes presented are based on original color specifications approved by your community. Your community's color standards may have changed. Before undertaking your painting project, it is recommended that you seek approval of your color selections from the appropriate governing body for your community.

(888) DE PAINT®
dunnedwards.com

*Courtesy discount valid at Dunn-Edwards stores only. Offer not valid at Independent Paint Dealer locations, as other discounts may apply.



THE #1 CHOICE OF PAINTING PROFESSIONALS®

Marsden Community

SUBDIVISION: Paint Schemes










LOCATION: Menifee, CA, 92584

Scheme 8

	DE6190 Ball of String Accent/Garage Door RL#511
	DET631 Cocoa Powder Fascia/Garage Door RL#928
	DE6028 Dark Ruby Entry Door/Shutters RL#543
DE6129 Rustic Taupe Main Body RL#502	

NOTES TO HOMEOWNERS:

COLOR DISCLAIMER: These color chips are produced as accurately as possible; however, actual paint colors may vary from these samples and from batch to batch. Paint colors are affected by many factors, including lighting, age, type of finish, type of surface, and adjacent colors. Some colors may require more than one coat for complete coverage. If final color appearance and color matches are critical, paint should be sampled on the actual surface before full application. Application of the paint constitutes acceptance of the color. Dunn-Edwards assumes no responsibility for color after application.

<h2>Courtesy Discount*</h2>	CONVENIENT DUNN-EDWARDS STORE LOCATIONS																										
Provide this account number and save up to 37% off LIST PRICE on Dunn-Edwards manufactured paint products.	<table border="1" style="width: 100%;"> <tr> <td colspan="2" style="text-align: center;">Menifee - 191</td> </tr> <tr> <td colspan="2" style="text-align: center;">26905 Newport Rd #102-103</td> </tr> <tr> <td style="width: 50%; text-align: center;">(951) 483-2900</td> <td style="width: 50%;"></td> </tr> <tr> <td colspan="2" style="text-align: center;">  </td> </tr> </table>	Menifee - 191		26905 Newport Rd #102-103		(951) 483-2900				<table border="1" style="width: 100%;"> <tr> <td colspan="2" style="text-align: center;">Temecula - 054</td> </tr> <tr> <td colspan="2" style="text-align: center;">26901 Jefferson Ave #102</td> </tr> <tr> <td style="width: 50%; text-align: center;">(951) 304-3130</td> <td style="width: 50%;"></td> </tr> <tr> <td colspan="2" style="text-align: center;">  </td> </tr> </table>	Temecula - 054		26901 Jefferson Ave #102		(951) 304-3130				<table border="1" style="width: 100%;"> <tr> <td colspan="2" style="text-align: center;">Moreno Valley - 143</td> </tr> <tr> <td colspan="2" style="text-align: center;">23050 Hemlock Ave</td> </tr> <tr> <td style="width: 50%; text-align: center;">(951) 653-1096</td> <td style="width: 50%;"></td> </tr> <tr> <td colspan="2" style="text-align: center;">  </td> </tr> </table>	Moreno Valley - 143		23050 Hemlock Ave		(951) 653-1096			
Menifee - 191																											
26905 Newport Rd #102-103																											
(951) 483-2900																											
																											
Temecula - 054																											
26901 Jefferson Ave #102																											
(951) 304-3130																											
																											
Moreno Valley - 143																											
23050 Hemlock Ave																											
(951) 653-1096																											
																											
188526-000																											

COLOR USE ADVISORY: The color schemes presented are based on original color specifications approved by your community. Your community's color standards may have changed. Before undertaking your painting project, it is recommended that you seek approval of your color selections from the appropriate governing body for your community.

(888) DE PAINT®
dunnedwards.com

*Courtesy discount valid at Dunn-Edwards stores only. Offer not valid at Independent Paint Dealer locations, as other discounts may apply.



THE #1 CHOICE OF PAINTING PROFESSIONALS®

Marsden Community

SUBDIVISION: Paint Schemes




LOCATION: Menifee, CA, 92584

Scheme 9

<p>DE6190 Ball of String Main Body RL#511</p>	<p>DE6076 Wandering Road Accent/Trim RL#550</p>
	<p>DE6214 Pigeon Gray Garage Door RL#570</p>
	<p>DE6328 Anchor Gray Entry Door/Shutters RL#586</p>

NOTES TO HOMEOWNERS:

COLOR DISCLAIMER: These color chips are produced as accurately as possible; however, actual paint colors may vary from these samples and from batch to batch. Paint colors are affected by many factors, including lighting, age, type of finish, type of surface, and adjacent colors. Some colors may require more than one coat for complete coverage. If final color appearance and color matches are critical, paint should be sampled on the actual surface before full application. Application of the paint constitutes acceptance of the color. Dunn-Edwards assumes no responsibility for color after application.

<h2 style="margin: 0;">Courtesy Discount*</h2> <p style="font-size: small; margin-top: 10px;">Provide this account number and save up to 37% off LIST PRICE on Dunn-Edwards manufactured paint products.</p> <div style="border: 1px solid black; padding: 5px; text-align: center; font-weight: bold; font-size: large; margin-top: 10px;">188526-000</div>	CONVENIENT DUNN-EDWARDS STORE LOCATIONS		
<p>Menifee - 191 26905 Newport Rd #102-103</p> <p>(951) 483-2900</p> 	<p>Temecula - 054 26901 Jefferson Ave #102</p> <p>(951) 304-3130</p> 	<p>Moreno Valley - 143 23050 Hemlock Ave</p> <p>(951) 653-1096</p> 	

COLOR USE ADVISORY: The color schemes presented are based on original color specifications approved by your community. Your community's color standards may have changed. Before undertaking your painting project, it is recommended that you seek approval of your color selections from the appropriate governing body for your community.

(888) DE PAINT®
dunedwards.com

*Courtesy discount valid at Dunn-Edwards stores only. Offer not valid at Independent Paint Dealer locations, as other discounts may apply.



THE #1 CHOICE OF PAINTING PROFESSIONALS®

Marsden Community

SUBDIVISION: Paint Schemes




LOCATION: Menifee, CA, 92584

Scheme 10

<p>DE6228 Play on Gray Main Body RL#572</p>	<p>DE6226 Foggy Day Accent/Garage Door RL#516</p>
	<p>DEW383 Cool December Fascia/Garage Door RL#020</p>
	<p>DE6014 Dark Chocolate Entry Door/Shutters RL#541</p>

NOTES TO HOMEOWNERS:

COLOR DISCLAIMER: These color chips are produced as accurately as possible; however, actual paint colors may vary from these samples and from batch to batch. Paint colors are affected by many factors, including lighting, age, type of finish, type of surface, and adjacent colors. Some colors may require more than one coat for complete coverage. If final color appearance and color matches are critical, paint should be sampled on the actual surface before full application. Application of the paint constitutes acceptance of the color. Dunn-Edwards assumes no responsibility for color after application.

<h2 style="margin: 0;">Courtesy Discount*</h2>	CONVENIENT DUNN-EDWARDS STORE LOCATIONS		
<p>Provide this account number and save up to 37% off LIST PRICE on Dunn-Edwards manufactured paint products.</p>	<p>Menifee - 191 26905 Newport Rd #102-103 (951) 483-2900</p> 	<p>Temecula - 054 26901 Jefferson Ave #102 (951) 304-3130</p> 	<p>Moreno Valley - 143 23050 Hemlock Ave (951) 653-1096</p> 
<h1 style="margin: 0;">188526-000</h1>			

COLOR USE ADVISORY: The color schemes presented are based on original color specifications approved by your community. Your community's color standards may have changed. Before undertaking your painting project, it is recommended that you seek approval of your color selections from the appropriate governing body for your community.

(888) DE PAINT®
dunnedwards.com

*Courtesy discount valid at Dunn-Edwards stores only. Offer not valid at Independent Paint Dealer locations, as other discounts may apply.



THE #1 CHOICE OF PAINTING PROFESSIONALS®

Marsden Community

SUBDIVISION: Paint Schemes

LOCATION: Menifee, CA, 92584

Scheme 11

	DET638 Sepia Tone Accent/Garage Door RL#935
	DEC755 Cocoa Fascia/Garage Door RL#674
	DE6056 Buffalo Herd Entry Door/Shutters RL#547
DET653 Historic White Main Body/Garage Door RL#950	

NOTES TO HOMEOWNERS:

COLOR DISCLAIMER: These color chips are produced as accurately as possible; however, actual paint colors may vary from these samples and from batch to batch. Paint colors are affected by many factors, including lighting, age, type of finish, type of surface, and adjacent colors. Some colors may require more than one coat for complete coverage. If final color appearance and color matches are critical, paint should be sampled on the actual surface before full application. Application of the paint constitutes acceptance of the color. Dunn-Edwards assumes no responsibility for color after application.

<h2>Courtesy Discount*</h2> <p>Provide this account number and save up to 37% off LIST PRICE on Dunn-Edwards manufactured paint products.</p> <h1>188526-000</h1>	CONVENIENT DUNN-EDWARDS STORE LOCATIONS		
	Menifee - 191 26905 Newport Rd #102-103 (951) 483-2900	Temecula - 054 26901 Jefferson Ave #102 (951) 304-3130	Moreno Valley - 143 23050 Hemlock Ave (951) 653-1096

COLOR USE ADVISORY: The color schemes presented are based on original color specifications approved by your community. Your community's color standards may have changed. Before undertaking your painting project, it is recommended that you seek approval of your color selections from the appropriate governing body for your community.

(888) DE PAINT®
dunnedwards.com

*Courtesy discount valid at Dunn-Edwards stores only. Offer not valid at Independent Paint Dealer locations, as other discounts may apply.



THE #1 CHOICE OF PAINTING PROFESSIONALS®

Marsden Community

SUBDIVISION: Paint Schemes










LOCATION: Menifee, CA, 92584

Scheme 12

DEC718 Mesa Tan Main Body RL#687	DEC765 Bone Accent/Garage Door RL#625
	DE6014 Dark Chocolate Garage Door RL#541
	DE6329 Cover of Night Entry Door/Shutters RL#586

NOTES TO HOMEOWNERS:

COLOR DISCLAIMER: These color chips are produced as accurately as possible; however, actual paint colors may vary from these samples and from batch to batch. Paint colors are affected by many factors, including lighting, age, type of finish, type of surface, and adjacent colors. Some colors may require more than one coat for complete coverage. If final color appearance and color matches are critical, paint should be sampled on the actual surface before full application. Application of the paint constitutes acceptance of the color. Dunn-Edwards assumes no responsibility for color after application.

<h2 style="margin: 0;">Courtesy Discount*</h2>	CONVENIENT DUNN-EDWARDS STORE LOCATIONS																										
Provide this account number and save up to 37% off LIST PRICE on Dunn-Edwards manufactured paint products.	<table border="1" style="width: 100%; border-collapse: collapse;"> <tr> <td colspan="2" style="text-align: center;">Menifee - 191</td> </tr> <tr> <td colspan="2" style="text-align: center;">26905 Newport Rd #102-103</td> </tr> <tr> <td style="width: 50%; text-align: center;">(951) 483-2900</td> <td style="width: 50%;"></td> </tr> <tr> <td colspan="2" style="text-align: center;">  </td> </tr> </table>	Menifee - 191		26905 Newport Rd #102-103		(951) 483-2900				<table border="1" style="width: 100%; border-collapse: collapse;"> <tr> <td colspan="2" style="text-align: center;">Temecula - 054</td> </tr> <tr> <td colspan="2" style="text-align: center;">26901 Jefferson Ave #102</td> </tr> <tr> <td style="width: 50%; text-align: center;">(951) 304-3130</td> <td style="width: 50%;"></td> </tr> <tr> <td colspan="2" style="text-align: center;">  </td> </tr> </table>	Temecula - 054		26901 Jefferson Ave #102		(951) 304-3130				<table border="1" style="width: 100%; border-collapse: collapse;"> <tr> <td colspan="2" style="text-align: center;">Moreno Valley - 143</td> </tr> <tr> <td colspan="2" style="text-align: center;">23050 Hemlock Ave</td> </tr> <tr> <td style="width: 50%; text-align: center;">(951) 653-1096</td> <td style="width: 50%;"></td> </tr> <tr> <td colspan="2" style="text-align: center;">  </td> </tr> </table>	Moreno Valley - 143		23050 Hemlock Ave		(951) 653-1096			
Menifee - 191																											
26905 Newport Rd #102-103																											
(951) 483-2900																											
																											
Temecula - 054																											
26901 Jefferson Ave #102																											
(951) 304-3130																											
																											
Moreno Valley - 143																											
23050 Hemlock Ave																											
(951) 653-1096																											
																											
<h1 style="margin: 0;">188526-000</h1>																											

COLOR USE ADVISORY: The color schemes presented are based on original color specifications approved by your community. Your community's color standards may have changed. Before undertaking your painting project, it is recommended that you seek approval of your color selections from the appropriate governing body for your community.

(888) DE PAINT®
dunnedwards.com

*Courtesy discount valid at Dunn-Edwards stores only. Offer not valid at Independent Paint Dealer locations, as other discounts may apply.



THE #1 CHOICE OF PAINTING PROFESSIONALS®

Marsden Community

SUBDIVISION: Paint Schemes




LOCATION: Menifee, CA, 92584

Scheme 13

<p>DET614 So Chic! Main Body RL#911</p>	<p>DEW383 Cool December Accent/Garage Door RL#020</p>
	<p>DE6369 Legendary Gray Fascia/Garage Door RL#592</p>
	<p>DE6357 Black Tie Entry Door/Shutters RL#590</p>

NOTES TO HOMEOWNERS:

COLOR DISCLAIMER: These color chips are produced as accurately as possible; however, actual paint colors may vary from these samples and from batch to batch. Paint colors are affected by many factors, including lighting, age, type of finish, type of surface, and adjacent colors. Some colors may require more than one coat for complete coverage. If final color appearance and color matches are critical, paint should be sampled on the actual surface before full application. Application of the paint constitutes acceptance of the color. Dunn-Edwards assumes no responsibility for color after application.

<h2 style="margin: 0;">Courtesy Discount*</h2> <p style="font-size: small; margin-top: 10px;">Provide this account number and save up to 37% off LIST PRICE on Dunn-Edwards manufactured paint products.</p> <div style="border: 1px solid black; padding: 5px; text-align: center; font-weight: bold; font-size: large; margin-top: 10px;">188526-000</div>	CONVENIENT DUNN-EDWARDS STORE LOCATIONS		
<p>Menifee - 191 26905 Newport Rd #102-103 (951) 483-2900</p>	<p>Temecula - 054 26901 Jefferson Ave #102 (951) 304-3130</p>	<p>Moreno Valley - 143 23050 Hemlock Ave (951) 653-1096</p>	
			

COLOR USE ADVISORY: The color schemes presented are based on original color specifications approved by your community. Your community's color standards may have changed. Before undertaking your painting project, it is recommended that you seek approval of your color selections from the appropriate governing body for your community.

(888) DE PAINT®
dunnedwards.com

*Courtesy discount valid at Dunn-Edwards stores only. Offer not valid at Independent Paint Dealer locations, as other discounts may apply.



THE #1 CHOICE OF PAINTING PROFESSIONALS®

Marsden Community

SUBDIVISION: Paint Schemes




LOCATION: Menifee, CA, 92584

Scheme 14

<p>DEC767 Riverbed Main Body RL#635</p>	<p>DEW318 Cottage White Accent/Garage Door RL#091</p>
	<p>DEC755 Cocoa Fascia/Garage Door RL#674</p>
	<p>DE6363 Pointed Rock Entry Door/Shutters RL#591</p>

NOTES TO HOMEOWNERS:

COLOR DISCLAIMER: These color chips are produced as accurately as possible; however, actual paint colors may vary from these samples and from batch to batch. Paint colors are affected by many factors, including lighting, age, type of finish, type of surface, and adjacent colors. Some colors may require more than one coat for complete coverage. If final color appearance and color matches are critical, paint should be sampled on the actual surface before full application. Application of the paint constitutes acceptance of the color. Dunn-Edwards assumes no responsibility for color after application.

<h2 style="margin: 0;">Courtesy Discount*</h2> <p style="font-size: small; margin-top: 10px;">Provide this account number and save up to 37% off LIST PRICE on Dunn-Edwards manufactured paint products.</p> <div style="border: 1px solid black; padding: 5px; text-align: center; font-weight: bold; font-size: large; margin-top: 10px;">188526-000</div>	CONVENIENT DUNN-EDWARDS STORE LOCATIONS		
<p>Menifee - 191 26905 Newport Rd #102-103 (951) 483-2900</p>	<p>Temecula - 054 26901 Jefferson Ave #102 (951) 304-3130</p>	<p>Moreno Valley - 143 23050 Hemlock Ave (951) 653-1096</p>	
			

COLOR USE ADVISORY: The color schemes presented are based on original color specifications approved by your community. Your community's color standards may have changed. Before undertaking your painting project, it is recommended that you seek approval of your color selections from the appropriate governing body for your community.

(888) DE PAINT®
dunedwards.com

*Courtesy discount valid at Dunn-Edwards stores only. Offer not valid at Independent Paint Dealer locations, as other discounts may apply.



THE #1 CHOICE OF PAINTING PROFESSIONALS®

Marsden Community

SUBDIVISION: Paint Schemes

LOCATION: Menifee, CA, 92584

Scheme 15

	DE6169 Milk Mustache Accent/Trim/Garage Door RL#508
	DEC756 Weathered Brown Fascia/Garage Door RL#679
	DEC757 Rincon Cove Main Body RL#684
	DE6321 Soot Entry Door/Shutters RL#585

NOTES TO HOMEOWNERS:

COLOR DISCLAIMER: These color chips are produced as accurately as possible; however, actual paint colors may vary from these samples and from batch to batch. Paint colors are affected by many factors, including lighting, age, type of finish, type of surface, and adjacent colors. Some colors may require more than one coat for complete coverage. If final color appearance and color matches are critical, paint should be sampled on the actual surface before full application. Application of the paint constitutes acceptance of the color. Dunn-Edwards assumes no responsibility for color after application.

Courtesy Discount*

Provide this account number and save up to 37% off LIST PRICE on Dunn-Edwards manufactured paint products.

188526-000

CONVENIENT DUNN-EDWARDS STORE LOCATIONS

Menifee - 191
26905 Newport Rd #102-103

(951) 483-2900



Temecula - 054
26901 Jefferson Ave #102

(951) 304-3130



Moreno Valley - 143
23050 Hemlock Ave

(951) 653-1096



COLOR USE ADVISORY: The color schemes presented are based on original color specifications approved by your community. Your community's color standards may have changed. Before undertaking your painting project, it is recommended that you seek approval of your color selections from the appropriate governing body for your community.

(888) DE PAINT®
dunedwards.com

*Courtesy discount valid at Dunn-Edwards stores only. Offer not valid at Independent Paint Dealer locations, as other discounts may apply.



THE #1 CHOICE OF PAINTING PROFESSIONALS®